



ADMINISTRATION FOR  
**CHILDREN & FAMILIES**  
Office on Trafficking in Persons



# Data Trends in Child Trafficking

## Preventing and Responding to Child Trafficking During COVID-19

---

U.S. DEPARTMENT OF HEALTH AND HUMAN SERVICES  
OFFICE ON TRAFFICKING IN PERSONS

U.S. DEPARTMENT OF JUSTICE  
OFFICE FOR VICTIMS OF CRIME

# HHS Office on Trafficking in Persons

---



## Lauren Devine

Child Trafficking Prevention and Protection Coordinator  
Office on Trafficking in Persons  
U.S. Department of Health and Human Services

# HHS Office on Trafficking in Persons

---



Katherine Chon, Director

Office on Trafficking in Persons

U.S. Department of Health and Human Services

# OTIP Major Functions


---

**Protection:** Funds victim identification and assistance programs and determines eligibility for services for certain foreign national victims of human trafficking (TVAP, DVHT, Hotline, LBS grant programs)

**Prevention:** Partners with federal agencies and non-government organizations to raise public awareness, provide training and technical assistance, build capacity, and identify opportunities to prevent human trafficking (NHTTAC, SOAR)

**Research & Policy:** Collaborates with federal agencies to evaluate anti-trafficking programs, streamline data collection, identify research priorities, and make policy recommendations

# Public Health and Human Trafficking



Step 1: Define the Problem

Step 2: Identify Risk and Protective Factors

Step 3: Develop and Test Prevention Strategies

Step 4: Assure Widespread Adoption

# OTIP Child Trafficking Data

FY 2019

1,103  
minors<sup>1</sup>



51% male<sup>2</sup>



49% female



31% sex trafficking

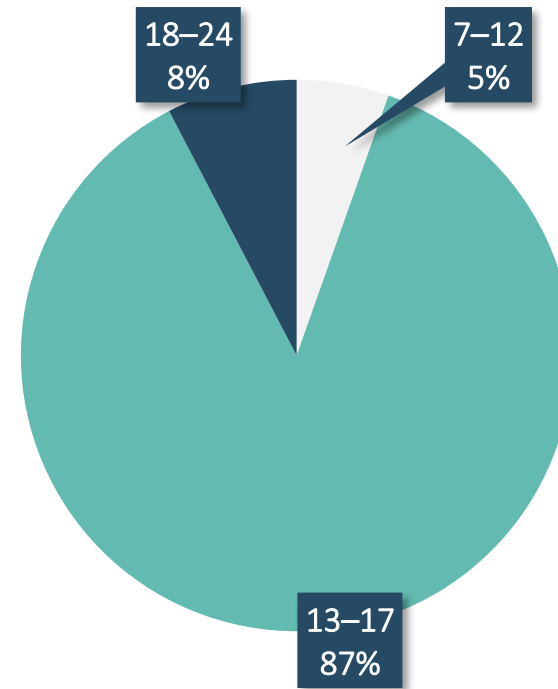


65% labor trafficking



3% sex and labor trafficking

## Age of Clients Who Experienced Human Trafficking<sup>3</sup>



<sup>1</sup> Data based on the total number of trafficking victims identified, certified, or served through OTIP's programs in FY 2019. Programs include **HHS Eligibility, the Trafficking Victim Assistance Program, and the Look Beneath the Surface grant program.**

<sup>2</sup> Data based on the total number of trafficking victims identified or certified through OTIP's programs in FY 2019. Programs include **HHS Eligibility and the Look Beneath the Surface grant program.**

<sup>3</sup> Data based on the total number of trafficking victims who received **HHS Eligibility** in FY 2019.



# OTIP Child Trafficking Program Results

FY 2018 to FY 2019



91%

892

Eligibility Letters issued to foreign national minor victims of trafficking



21%

2,701

Potential trafficking cases involving minors identified by the Hotline




37%

144

Minors enrolled in Trafficking Victim Assistance Program

# DOJ Office for Victims of Crime



Jessica E. Hart, Director

Office for Victims of Crime  
U.S. Department of Justice



# OVC's Mission

---



The Office for Victims of Crime (OVC), a component of the Department of Justice's Office of Justice Programs, works to enhance the Nation's capacity to assist crime victims and provides leadership in changing policies and practices to promote justice and healing for all victims.

# OVC's Goals for Anti-Human Trafficking Efforts



OVC strives to uphold the intent of the Trafficking Victims Protection Act to ensure that all trafficking victims can access the services they need. OVC strengthens the victim service response to human trafficking through grant funding, training and technical assistance, and leadership in the field.

# OVC's Anti-Human Trafficking Efforts



Administers the largest amount of anti-trafficking funding across the federal government and makes awards to develop, expand, and strengthen programs for victims of human trafficking. The majority of this funding supports the delivery of direct services.

Works with the Bureau of Justice Assistance to collaboratively manage multidisciplinary task force awards focused on identifying and assisting victims and investigating and prosecuting trafficking crimes.

Manages a broad array of training and technical assistance for victim service providers and allied professionals, with a focus on improving the quality and quantity of services available to trafficking victims and building grants implementation capacity.

Engages in ongoing interagency and intra-agency collaboration and seeks out opportunities to learn from survivors, service providers, and other frontline stakeholders across the country.

# HHS Children's Bureau

---



Cara Kelly

Child Welfare Program Specialist  
Office on Child Abuse and Neglect  
Children's Bureau



NCANDS

National Child Abuse And Neglect Data System

# OVERVIEW

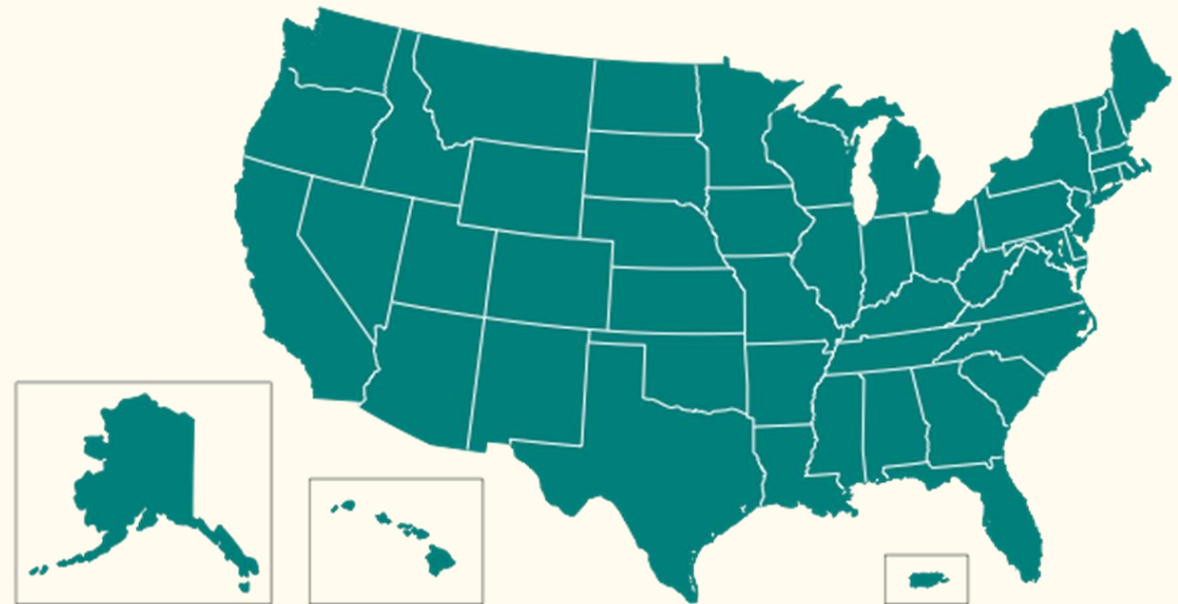
## **The National Child Abuse and Neglect Data System (NCANDS)**

NCANDS was created as a voluntary system in response to a 1988 Child Abuse Prevention and Treatment Act (CAPTA) amendment.

Collects case-level data on all children who received a completed response from a child protective services (CPS) agency in the form of an investigation response or an alternative response. Aggregate data are collected from agencies outside of CPS.

# DATA COLLECTION

- Annually
- Federal fiscal year
  - October -- September
- Child File: Case-level data
  - FFY 2018, NCANDS received 52 Child Files
- Agency File: Aggregate Data
  - FFY 2018, NCANDS received 52 Agency Files
- 52 states submit data to NCANDS
  - including DC and Puerto Rico



# CAPTA History – NCANDS perspective



## Timeline

1988

**The Child Abuse Prevention and Treatment Act (CAPTA)** amended directing HHS to establish a national data collection and analysis program.

1996

CAPTA amended to require all states that receive funds from the Basic State Grant program to work with the Secretary of HHS to provide specific data. The specific data elements were added to NCANDS.

2015/2016

CAPTA further amended to include additional reporting requirements per the Justice for Victims of Sex Trafficking Act of 2015 and the Comprehensive Addiction and Recovery Act (CARA) of 2016.

Today

States began reporting data for new CAPTA amendments with FFY 2018 NCANDS submissions.




# Who Uses NCANDS Data?



**The NCANDS data are a critical source of information** for many publications, reports, and activities of the federal government, child welfare personnel, researchers, and others.

# Where Are the Data Used?



*Child Welfare Outcomes: Report to Congress*

Child and Family Services Reviews (CFSR)

Healthy People 2020 Initiative (soon to be 2030)

America's Children: Key National Indicators of Well-Being

National Data Archive on Child Abuse and Neglect (NDACAN)

# Child Maltreatment



*Child Maltreatment 2018* was released January 2020.

**The report is published each January** and includes data reported from the previous federal fiscal year.

**Report on the CB website here:**  
<https://www.acf.hhs.gov/cb/research-data-technology/statistics-research/child-maltreatment>



## **National Child Abuse and Neglect Data System (NCANDS)**

**Justice For Victims of Trafficking Act of 2015**



## Justice for Victims of Trafficking Act amended CAPTA Section 106(d) Annual State Data Reports to request

*(17) The number of children determined to be victims described in subsection (b)(2)(B)(xxiv).*

*STATE OPTION: A State may elect to define a child as a person who has not attained the age of 24.*

The Children's Bureau Information Memoranda ACYF-CB-IM-15-05 dated July 16, 2015, informed states that these data will be reported, to the extent practicable, to NCANDS. <https://www.acf.hhs.gov/cb/resource/im1505>



## Reporting Guidance

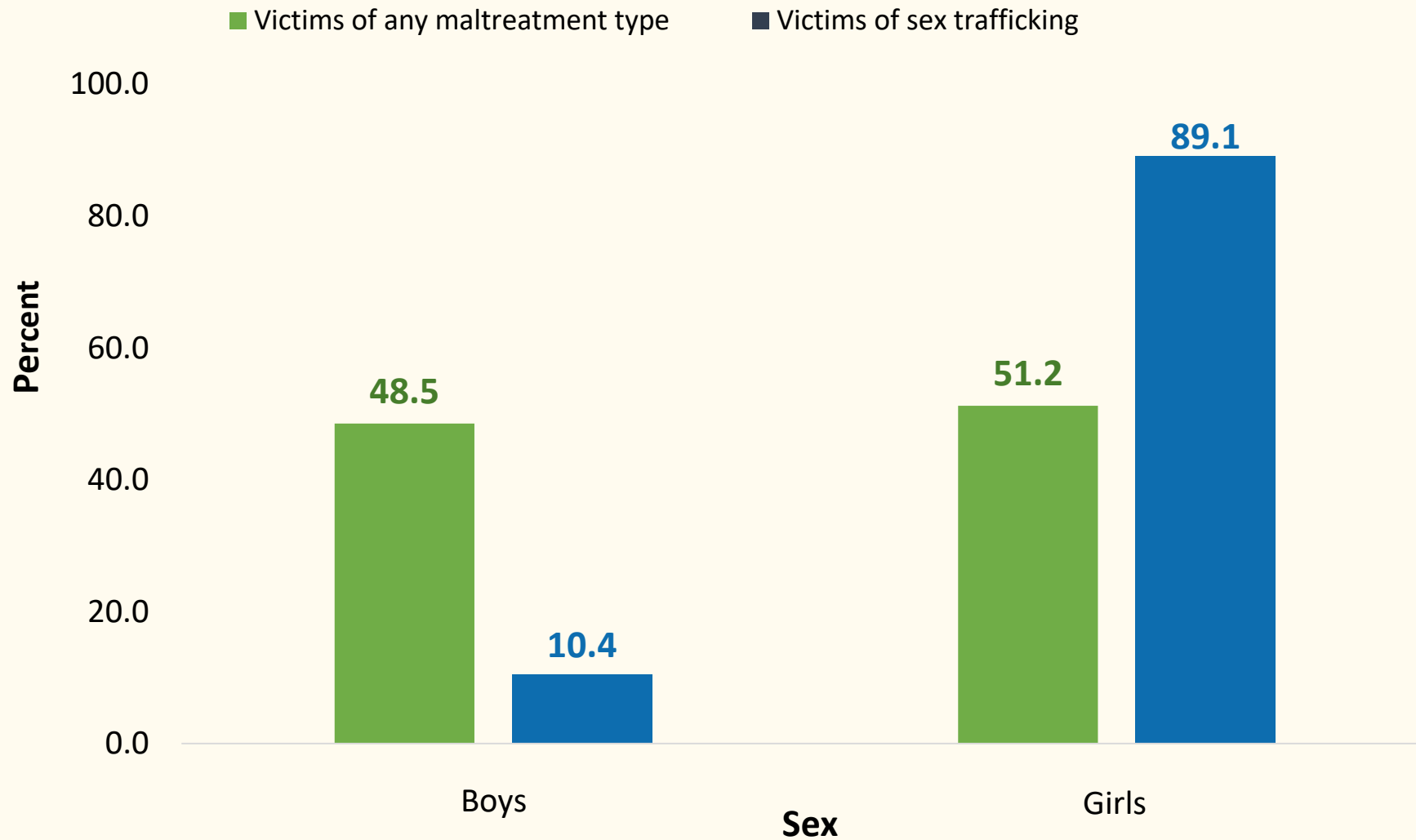
### New Maltreatment Type Code

- 7 = sex trafficking
- All sex trafficking allegations, regardless of finding or disposition.
- Only substantiated or indicated maltreatment types are included in the Child Maltreatment report.

### Age

- Victims and nonvictims > 21 years and < 24 years
- Include noncaregivers, as practicable

# Victims of Sex Trafficking and Victims of Any Maltreatment by Sex, 2018

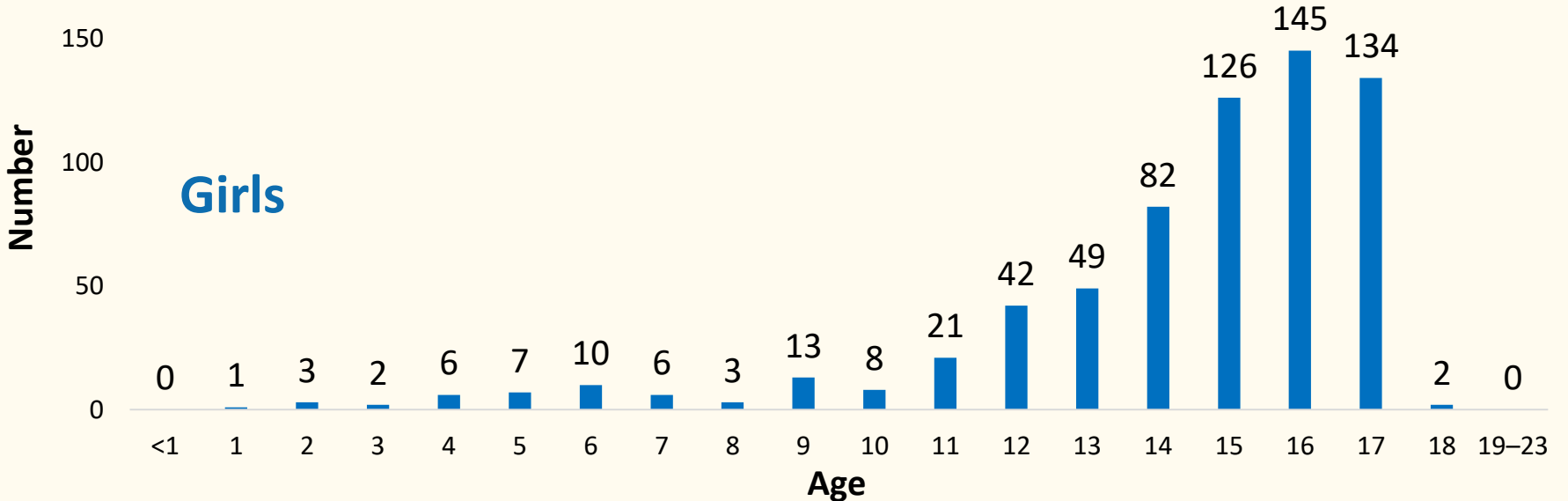



# Maltreatment Type Combinations for Victims of Sex Trafficking, 2018

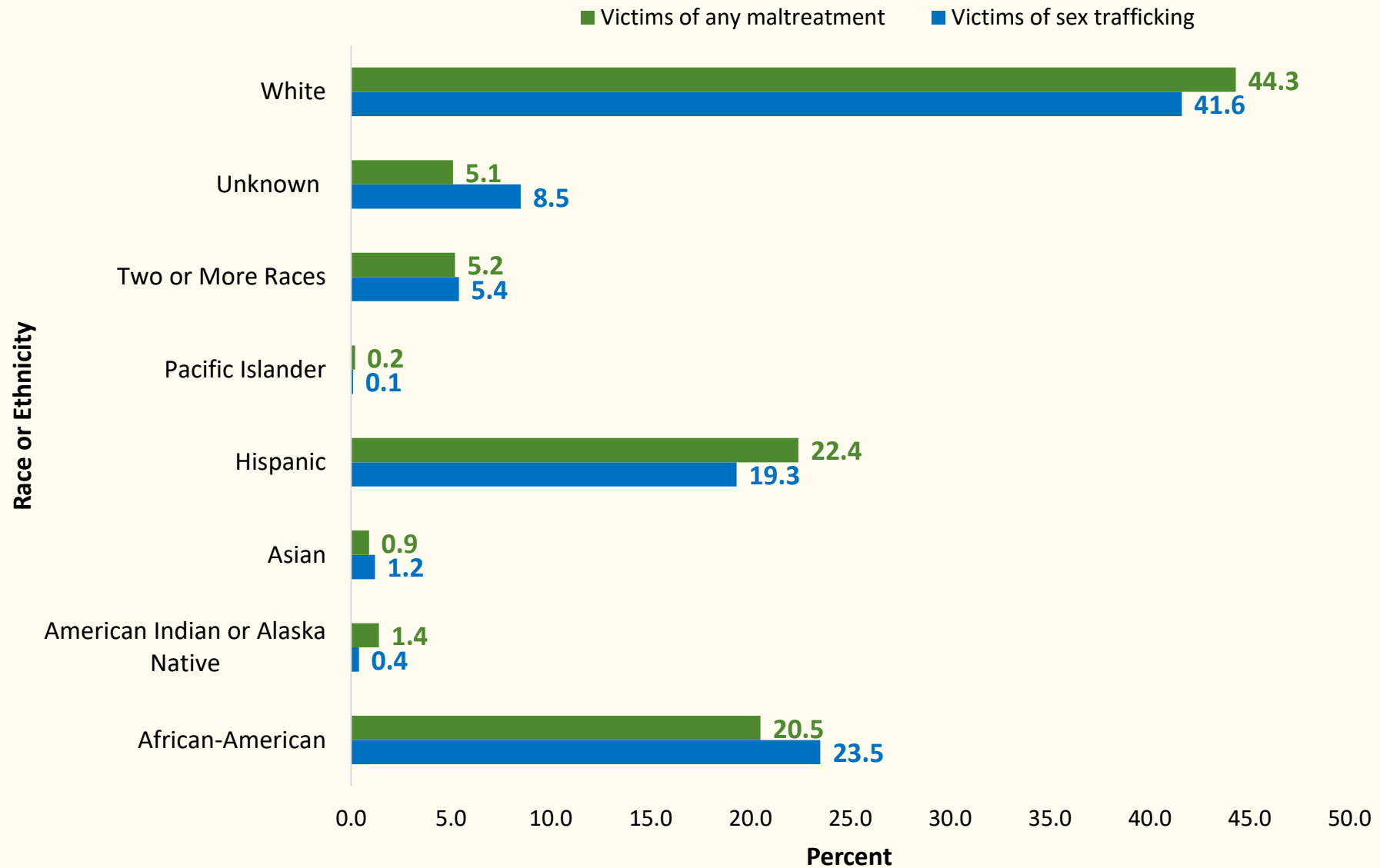
| Maltreatment Type Combinations  | Victims of Sex Trafficking w/ Combination | Victims of Sex Trafficking w/ Combination Percent |
|---|---|---|
| Sex Trafficking Only  | 339                                       | 45.7  |
| Sex Trafficking and Sexual Abuse<br><small>(includes 7 victims with sex trafficking, sexual abuse and physical abuse combination)</small> | 182                                       | 24.6  |
| Sex Trafficking and Neglect   | 119                                       | 16.1  |
| Sex Trafficking, Neglect, and Sexual Abuse  | 50  | 6.7   |
| Sex Trafficking and Physical Abuse<br><small>(includes 5 victims with sex trafficking, physical abuse, and neglect combination)</small>   | 13  | 1.8   |
| Remaining Combinations  | 38  | 5.1   |
| Total   | 741                                       | 100.0   |



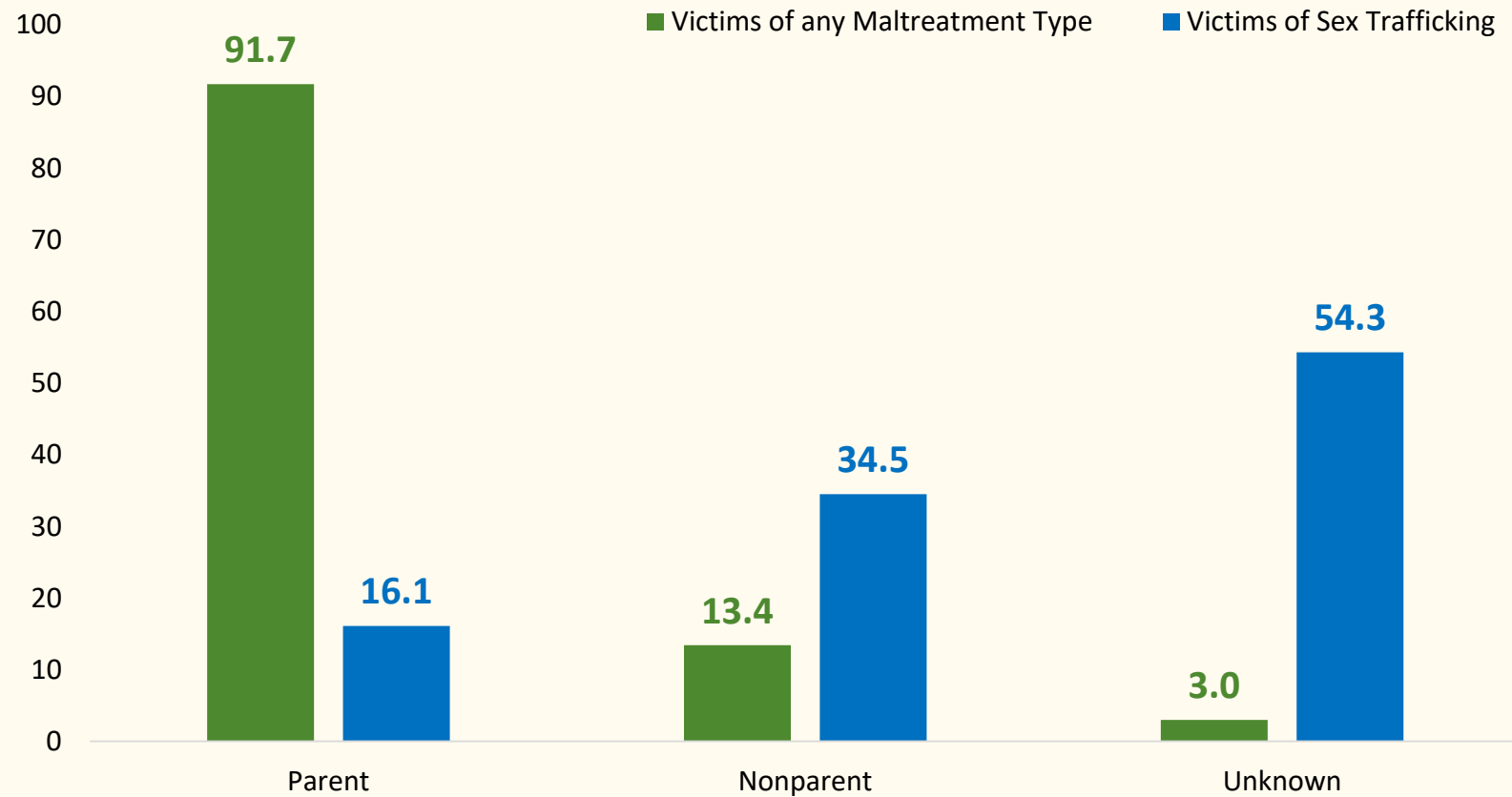
# Victims of Sex Trafficking by Age and Sex, 2018



# Victims of Sex Trafficking and Victims of Any Maltreatment by Race or Ethnicity, 2018



# Victims of Sex Trafficking and Victims of Any Maltreatment Type by Relationship Category to Their Perpetrators, 2018



# Resources

Child Maltreatment 2018

<https://www.acf.hhs.gov/cb/resource/child-maltreatment-2018>

Child Welfare Outcomes Report

<https://www.acf.hhs.gov/cb/research-data-technology/statistics-research/cwo>

America's Children: Key National Indicators of Well-Being

[https://www.childstats.gov/pdf/ac2018/ac\\_18.pdf](https://www.childstats.gov/pdf/ac2018/ac_18.pdf)

National Data Archive on Child Abuse and Neglect

<https://www.ndacan.acf.hhs.gov/>

# National Center for Missing and Exploited Children

---



Eliza Reock

Strategic Advisor, Child Sex Trafficking  
NCMEC

# NATIONAL CENTER FOR MISSING & EXPLOITED CHILDREN

## CHILD SEX TRAFFICKING (CST)

### Trends



# WHAT WE ARE SEEING

---

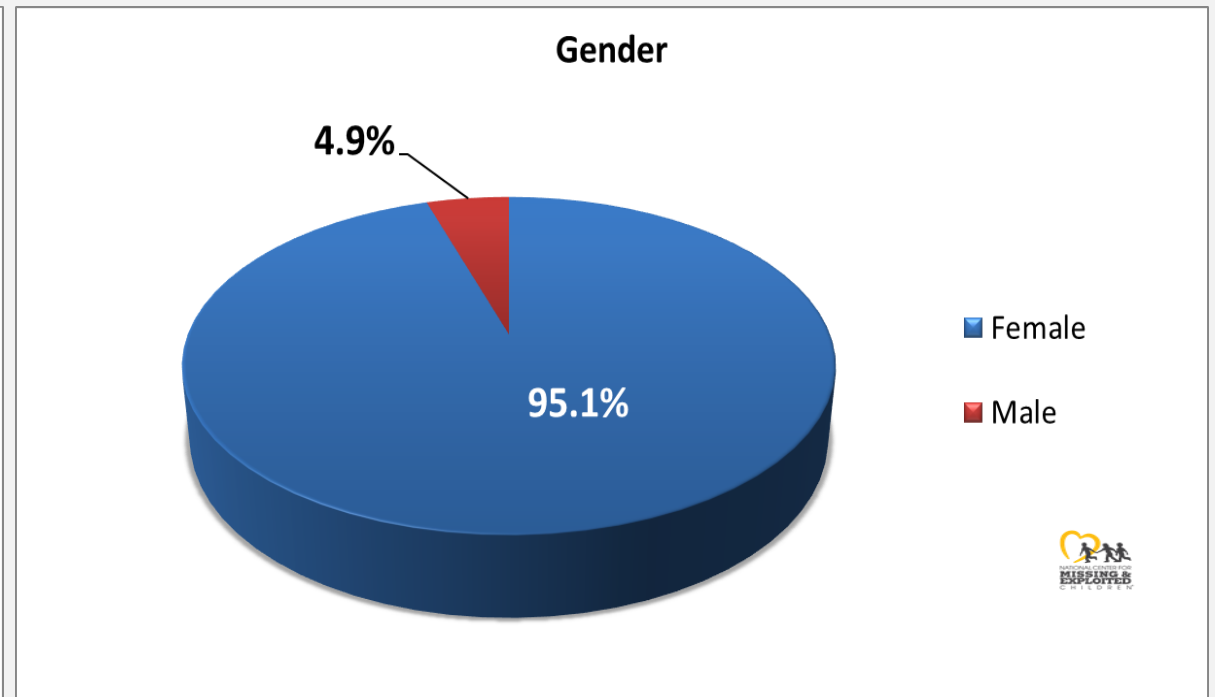
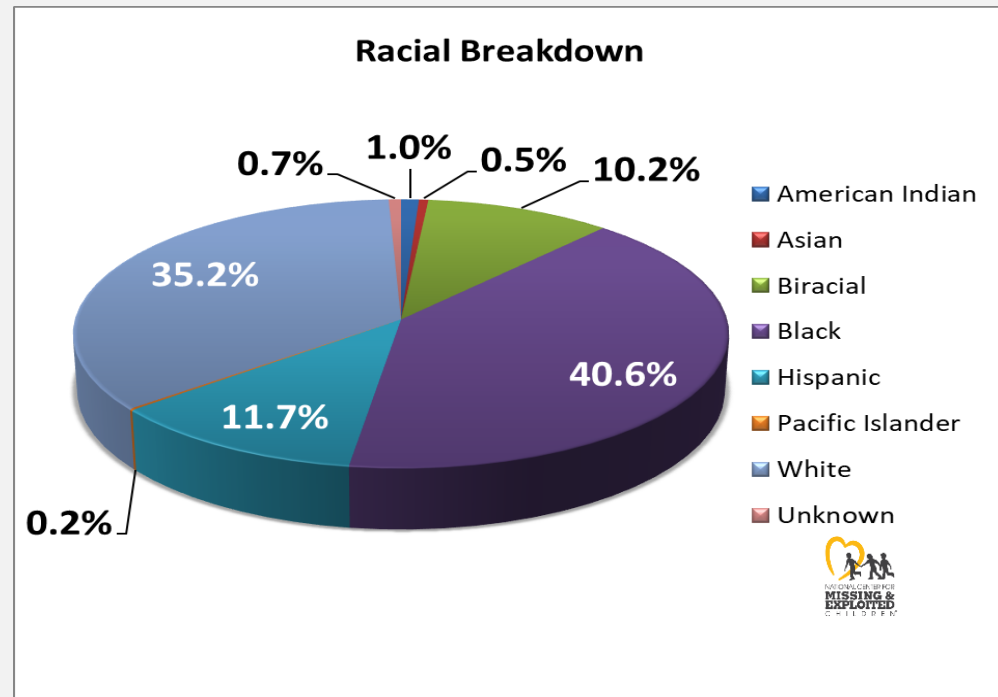
- In 2019, NCMEC assisted with approximately **10,500** reports related to possible CST
- NCMEC has responded to reports of CST in **every state**
- Cases included both **males** and females
- Average age of CST victims reported missing to NCMEC is only **fifteen** years old

A black silhouette of a woman's head and shoulders in profile, facing left. Inside the silhouette, there are several vertical and diagonal lines drawn in white and orange, resembling tally marks. One vertical line is orange, while the others are white. The lines are arranged in a way that suggests counting or tracking.

Of the nearly 26,300+ endangered runaways reported to NCMEC in 2019, **1 in 6** were likely child sex trafficking victims.



# CST VICTIM DEMOGRAPHICS



**\*Percentages based on over 26,000 missing child cases intaked at NCMC involving possible child sex trafficking between Jan 1, 2004 and December 31, 2019**

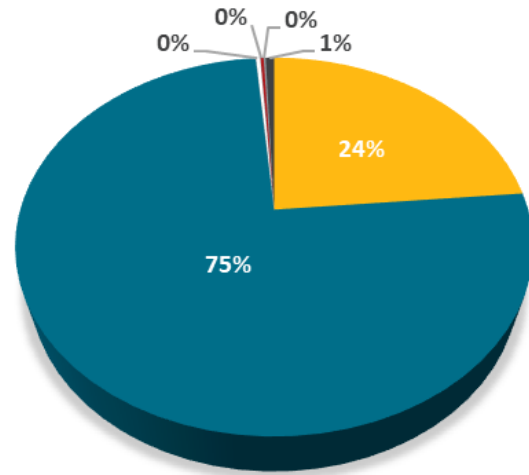




# CHILD SEX TRAFFICKING VICTIMS



## Legal Guardians Child Sex Trafficking Victims



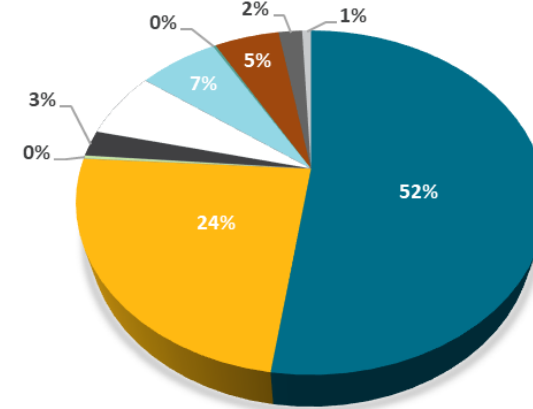
- Biological Family Members
- Foster Care and Social Services
- Legal Guardians
- Other
- Step Parents
- Unknown

**\*Percentages based on over 26,000 missing child cases intaked at NCMEC involving possible child sex trafficking between Jan 1, 2004 and December 31, 2019**

## Where are they running from?



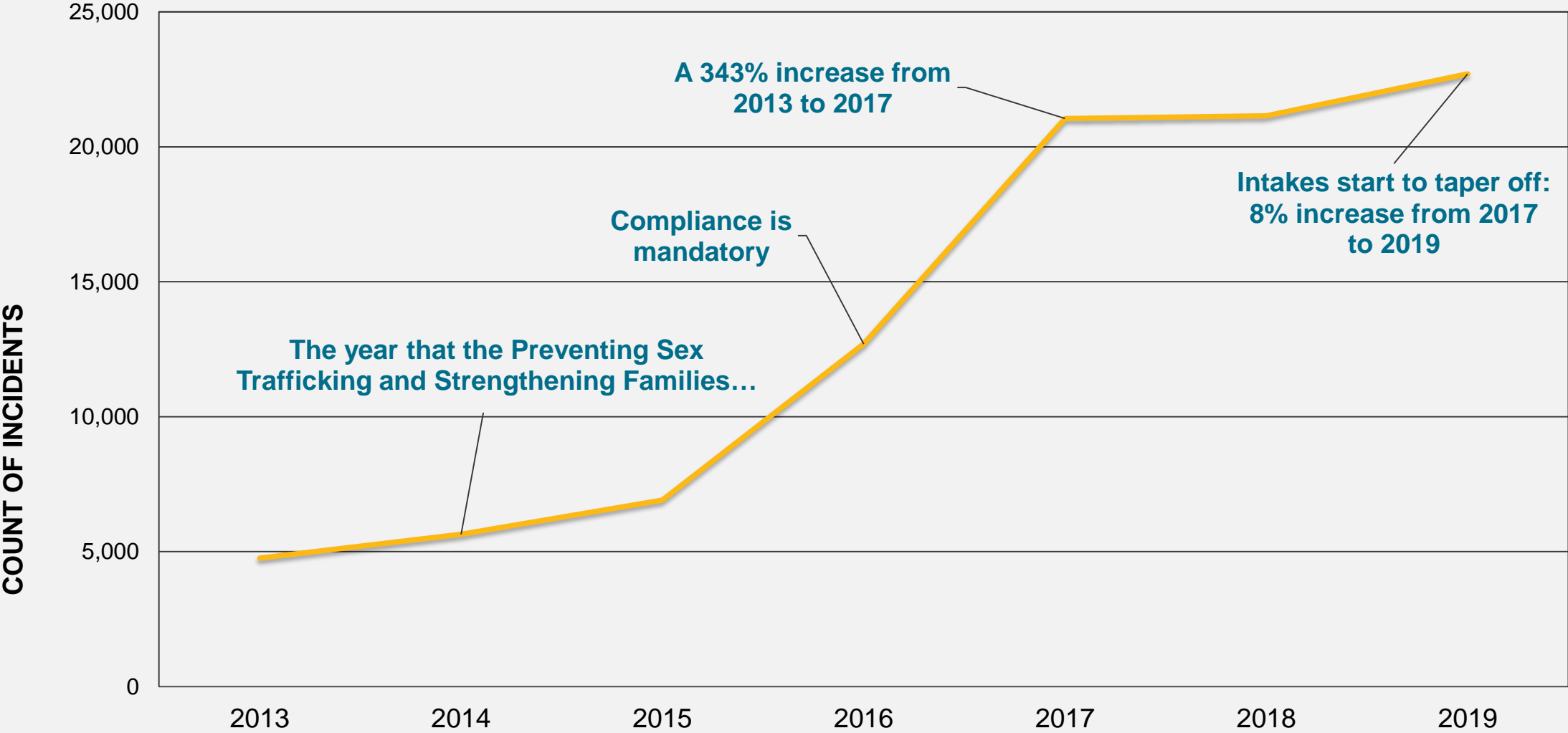
## Missing Locations for Child Sex Trafficking Victims



- DCFS/Foster Home/Group Home
- Home
- Hotel / Motel
- Medical Facility
- Office Building, Outdoor Location, Recreational, Religious, or Retail Facility
- Other/Unknown
- Police Station
- School/Daycare Facility
- Shelter
- Transportation Facility or Vehicle

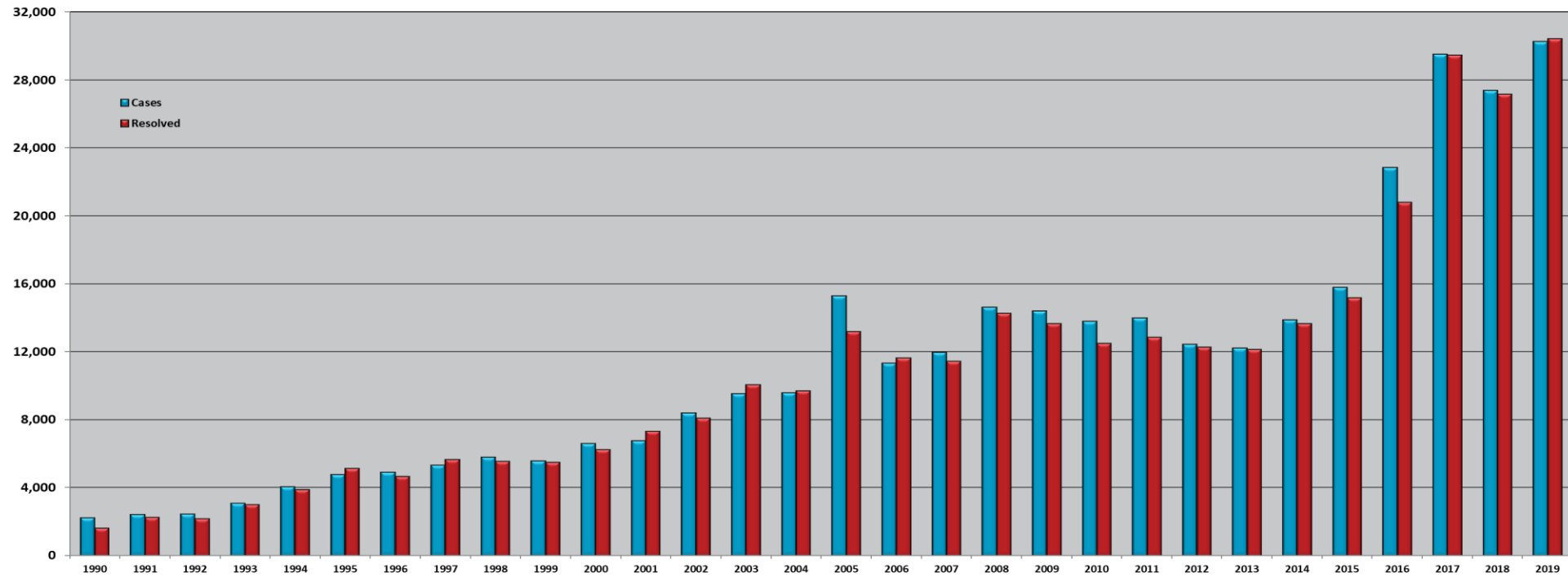


# CHILDREN MISSING FROM CARE INTAKES



# TREND ANALYSIS

Missing Children Division case activity  
1990-2019



# CST VICTIM ENDANGERMENTS BY GENDER

| Endangerments           | CST Males  | CST Females | Non-CST Males |
|-------------------------|------------|-------------|---------------|
| Previous Run            | 92%        | 92%         | 72%           |
| Drugs/Alcohol           | <b>75%</b> | 65%         | 53%           |
| Mental Health Diagnosis | <b>58%</b> | 46%         | 35%           |
| Suicidal Tendencies     | <b>35%</b> | 25%         | 13%           |
| Gang Involvement        | <b>15%</b> | 14%         | 15%           |
| Self-harm Tendencies    | 15%        | 21%         | 7%            |
| Carrying a Weapon       | <b>11%</b> | 4%          | 8%            |
| Special Needs           | <b>6%</b>  | 2%          | 4%            |
| Online Enticement       | 2%         | 5%          | 0%            |





**Eliza M. Reock**  
**Strategic Advisor**  
**Child Sex Trafficking**  
**[emreock@ncmec.org](mailto:emreock@ncmec.org)**

For more resources please visit  
[MissingKids.org](https://MissingKids.org)



[#MissingKids](https://twitter.com/MissingKids)

For complete copyright and grant information, visit [MissingKids.org/Legal](https://MissingKids.org/Legal)

# Polaris

---



## Megan Cutter

Acting Director, National Human Trafficking Hotline, Polaris



## Elizabeth Gerrior

Associate Director, Learning, Innovation, and Data Systems Program, Polaris

# Trends in Child Trafficking from the National Human Trafficking Hotline

Megan Cutter, Acting Director

National Human Trafficking Hotline, Polaris

Elizabeth Gerrior, Associate Director of Data Quality

Learning, Innovation, and Data System, Polaris

# What is the Trafficking Hotline?

**NATIONAL HUMAN TRAFFICKING HOTLINE**

**1-888-373-7888**

**CONFIDENTIAL** |

**TOLL-FREE** |

**24/7**

**OPERATED BY:** POLARIS

**FUNDED BY:** DEPT. OF HEALTH AND HUMAN SERVICES, OFFICE ON TRAFFICKING IN PERSONS AND OTHER SUPPORTERS

**NATIONAL  
HUMAN  
TRAFFICKING  
HOTLINE**



# How to Contact the Trafficking Hotline



## **CALL**

1-888-373-7888



## **TEXT**

"BeFree" (233733)



## **LIVE CHAT**


[humantraffickinghotline.org](https://humantraffickinghotline.org)

*24/7 • Toll free • Confidential • 200+ languages*

# Trafficking Hotline Functions



CONFIDENTIAL CRISIS & TIP LINE



REFERRAL & RESPONSE NETWORK



RESOURCE FOR HOTLINE DATA  
& TRENDS

# Impact of COVID-19

- Early stages of compiling and analyzing data from this period
- Call volume is steady for now - we anticipate a spike when folks start to return to their typical day to day routine
- Challenges faced by service providers on the ground

Since December 2007

**60,000**

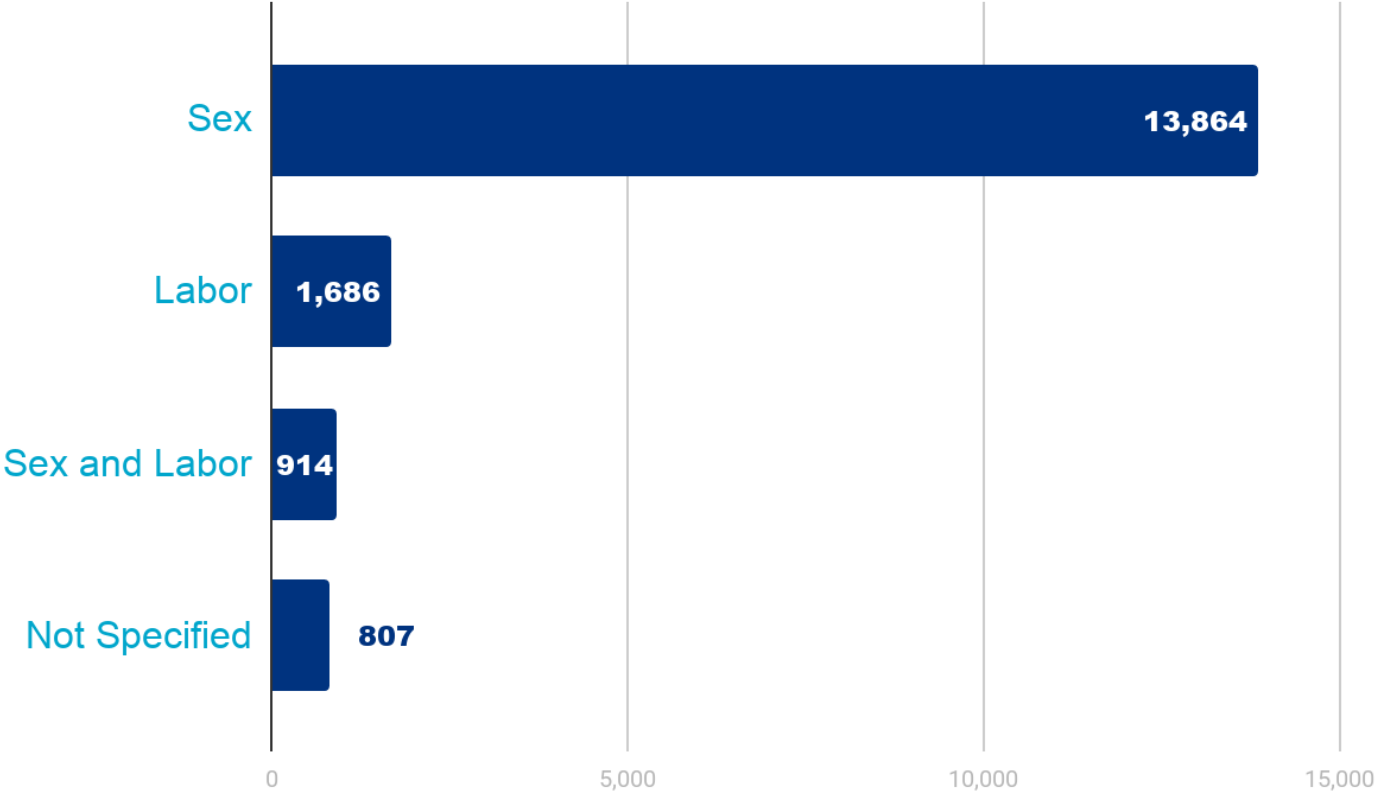
Situations of Trafficking

**270,000**

Substantive Contacts

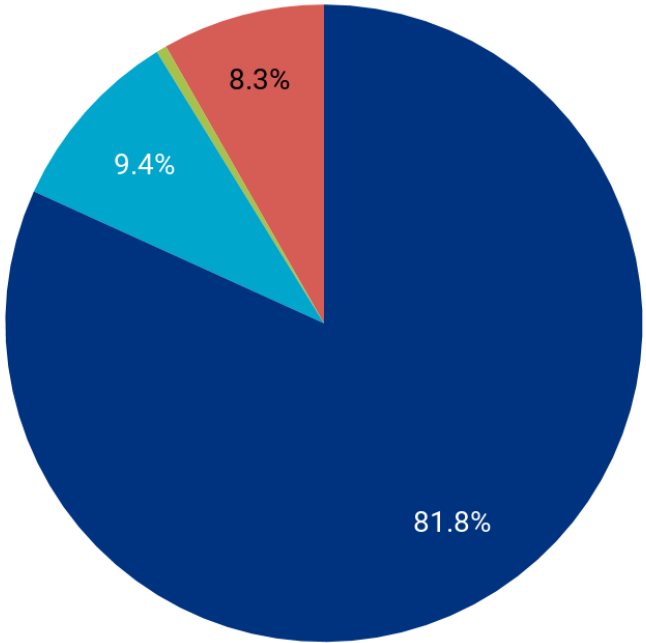
# Child Trafficking

**17,271** Victims and Survivors Identified



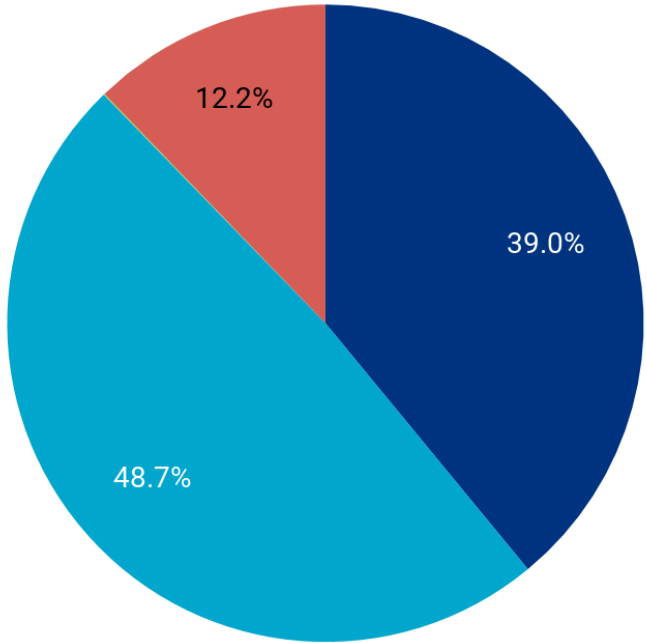
# Gender

## Sex Trafficking



● Female ● Male ● Gender Minority ● Unknown

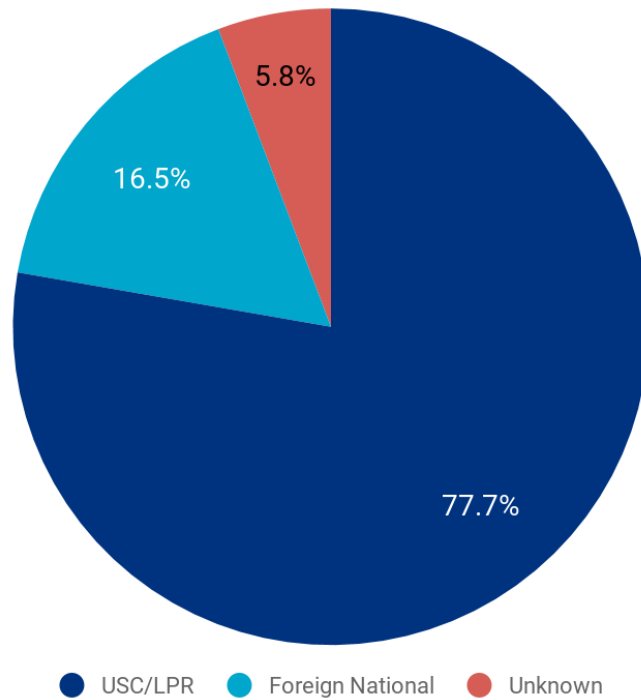
## Labor Trafficking



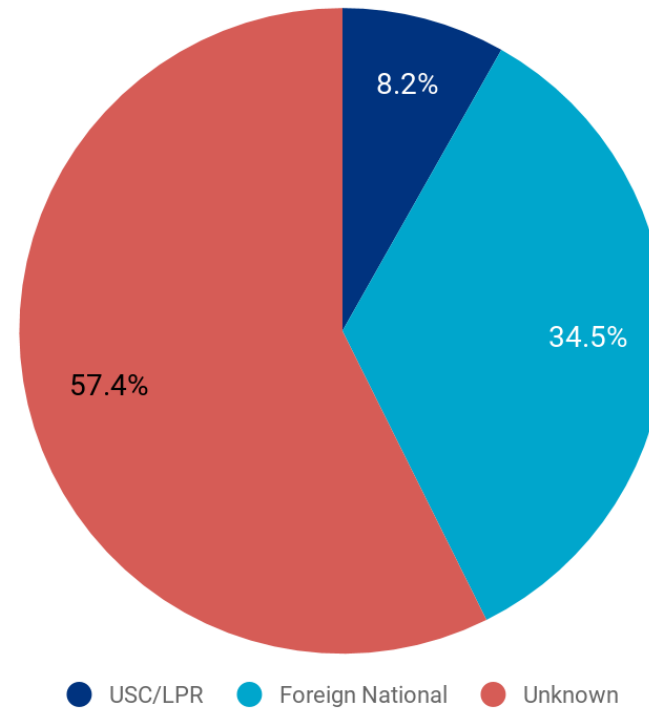
● Female ● Male ● Gender Minority ● Unknown

# Immigration Status

## Sex Trafficking

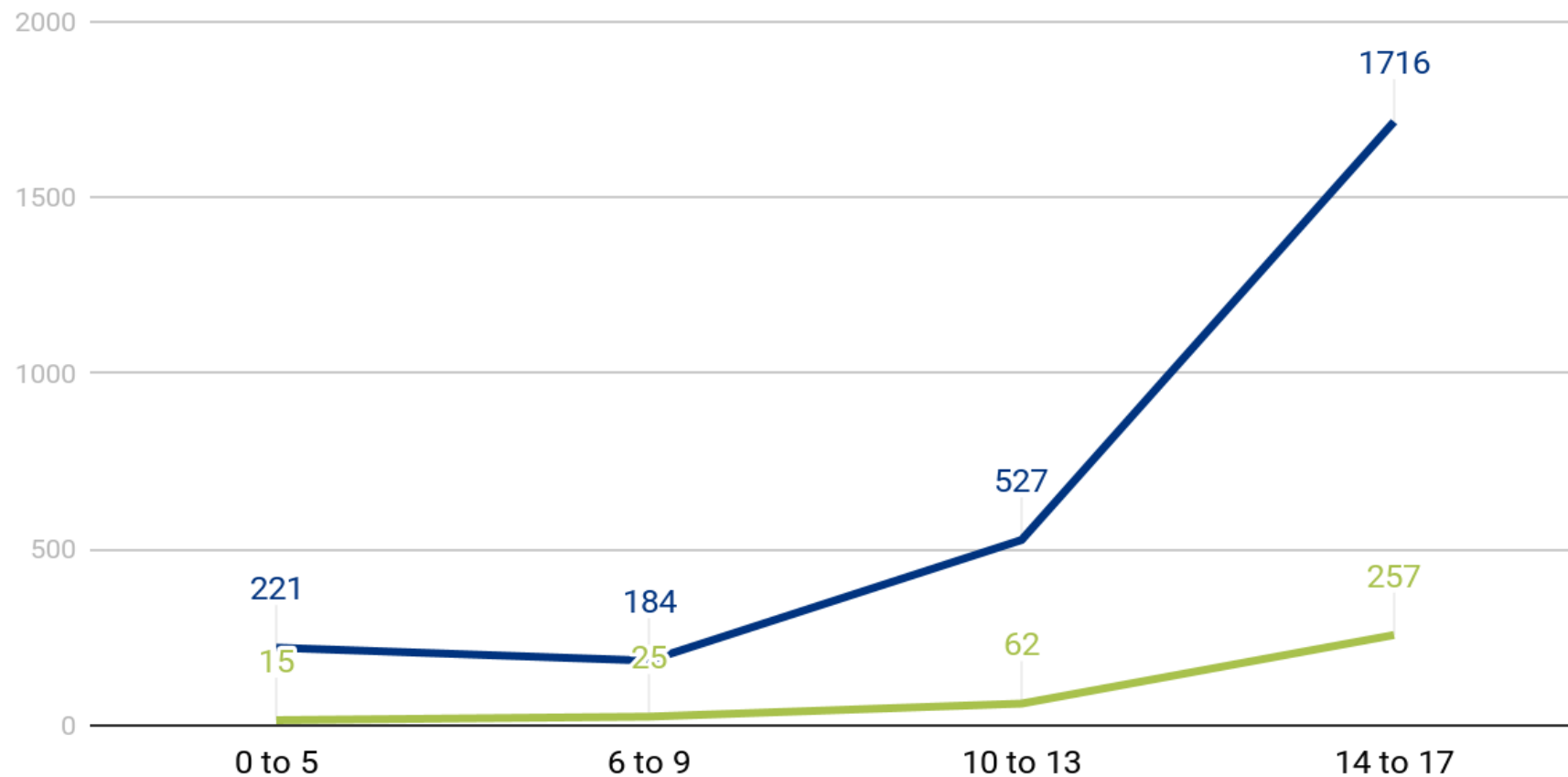


## Labor Trafficking



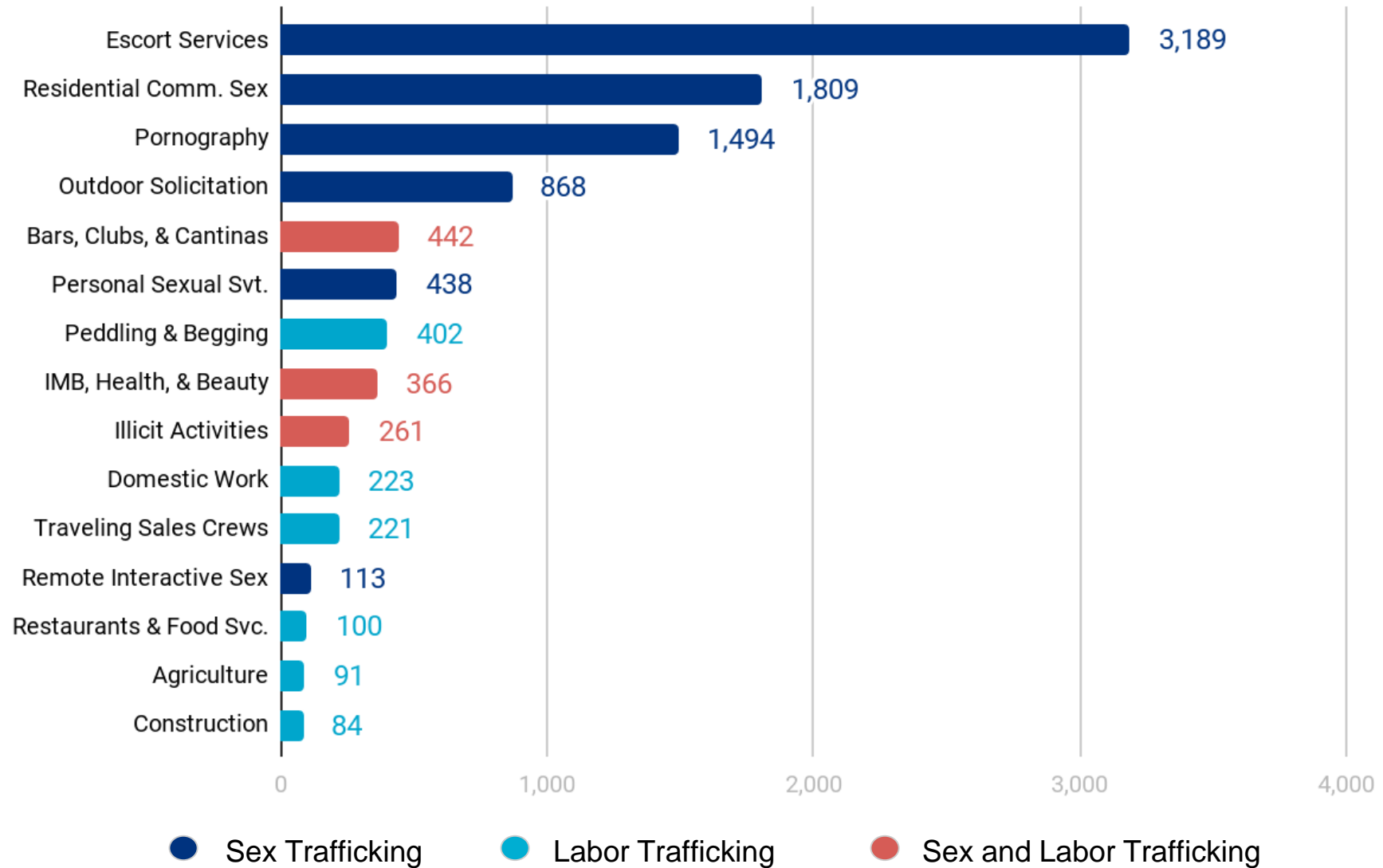
# Age at Entry

— Sex Trafficking — Labor Trafficking





# Top 15 Types



# Risk Factors & Vulnerabilities

## Sex Trafficking

|   |       |
|---|-------|
| Runaway or Homeless Youth               | 1,593 |
| Child Welfare System Involvement        | 891   |
| Experienced Sexual Abuse/Violence       | 559   |
| Mental Health Concern                   | 536   |
| Substance Use Concern                   | 535   |
| Foster Care Involvement                 | 505   |
| Caretaker Substance Use Concern         | 418   |
| Recent Migration or Relocation          | 395   |
| Caretaker Inv. in a Sexualized Industry | 324   |
| Unstable Housing                        | 259   |

## Labor Trafficking

|                                     |     |
|-------------------------------------|-----|
| Recent Migration or Relocation      | 445 |
| Unaccompanied Alien Child           | 169 |
| Child Welfare System Involvement    | 81  |
| Recent Financial Debt               | 49  |
| Runaway or Homeless Youth           | 45  |
| Unstable Housing                    | 30  |
| Self-Reported Economic Hardship     | 26  |
| Experienced Physical Abuse/Violence | 26  |
| Foster Care Involvement             | 24  |
| Recent Loss of Economic Provider    | 18  |
| Physical Health Concern             | 18  |

# Relationship to Trafficker(s)

## Sex Trafficking

|   |       |
|---|-------|
| Family Member                           | 2,264 |
| No Relationship Other than Exploitation | 1,108 |
| Intimate Partner                        | 849   |
| CSEC: No Controller                     | 553   |
| Other                                   | 528   |
| Employer                                | 173   |
| Dealer/Illicit Substance Provider       | 94    |
| Foster Parent                           | 81    |
| Employment Recruiter                    | 61    |
| Smuggler                                | 42    |
| Landlord                                | 10    |

## Labor Trafficking

|   |     |
|---|-----|
| Family Member                           | 378 |
| Employer                                | 269 |
| Other                                   | 185 |
| Smuggler                                | 110 |
| No Relationship Other than Exploitation | 55  |
| Foster Parent                           | 33  |
| Intimate Partner                        | 25  |
| Employment Recruiter                    | 10  |
| Landlord                                | 6   |
| Dealer/Illicit Substance Provider       | 3   |

# Force, Fraud, and Coercion

## Sex Trafficking

|  |       |
|--|-------|
| Emotional Abuse - Familial Related       | 2,009 |
| Induces or Exploits Substance Abuse      | 1,972 |
| Physical Abuse                           | 1,629 |
| Sexual Abuse                             | 1,584 |
| Threats to Harm Victim, Family, or Other | 896   |
| Displaying or Threatening Weapons        | 880   |
| Confinement                              | 843   |
| Emotional Abuse - Intimacy Related       | 733   |
| Monitoring or Stalking                   | 727   |
| Isolation through Frequent Relocation    | 598   |

## Labor Trafficking

|   |     |
|---|-----|
| Takes or Withholds Earnings                           | 417 |
| Withholds or Denies Needs/Wants                       | 407 |
| Emotional Abuse - Familial Related                    | 360 |
| Economic Abuse - Debt or Quota                        | 327 |
| Physical Abuse  | 275 |
| Excessive Working Hours                               | 263 |
| Monitoring or Stalking                                | 249 |
| Verbal Abuse or Manipulation                          | 249 |
| Isolation through Denying Access to Support System(s) | 182 |
| Threats to Harm Victim, Family, or Other              | 176 |

# Access Points to Help

## Sex Trafficking

|  |       |
|--|-------|
| Friends or Family                          | 2,297 |
| Law Enforcement or Criminal Justice System | 1,565 |
| Child Welfare System (incl. ORR)           | 1,334 |
| Health Services                            | 894   |
| Education System                           | 827   |
| Mobile Apps or Social Media                | 825   |
| General Social Services                    | 567   |
| Institutional Shelter                      | 303   |
| Potential Comm. Sex Buyer                  | 141   |
| Civil Justice System or Legal Help         | 137   |

## Labor Trafficking

|  |     |
|--|-----|
| Friends or Family                          | 213 |
| Education System                           | 175 |
| Child Welfare System (incl. ORR)           | 174 |
| General Social Services                    | 160 |
| Law Enforcement or Criminal Justice System | 156 |
| Civil Justice System or Legal Help         | 68  |
| Other                                      | 47  |
| Health Services                            | 47  |
| Institutional Shelter                      | 46  |
| Religious Community                        | 41  |

Presented by

**NATIONAL  
HUMAN  
TRAFFICKING  
HOTLINE**

**1-888-373-7888**

**Questions?**

# Facilitated Discussion

---

- How can we apply our knowledge of risk and protective factors to this public health crisis?
- Which programs or resources can we adapt to address child trafficking and exploitation during COVID-19?
- What gaps exist in services to prevent and respond to children and youth experiencing trafficking and exploitation?
- What systems and interventions need to be adapted during COVID-19 to support the needs of children and youth experiencing trafficking or at risk for exploitation?

# Contact

---

## HHS Office on Trafficking in Persons

Email: [EndTrafficking@acf.hhs.gov](mailto:EndTrafficking@acf.hhs.gov)

Website: [www.acf.hhs.gov/otip](http://www.acf.hhs.gov/otip)

## DOJ Office for Victims of Crime

Email: [askovc@ncjrs.gov](mailto:askovc@ncjrs.gov)

Website: [www.ovc.gov](http://www.ovc.gov)